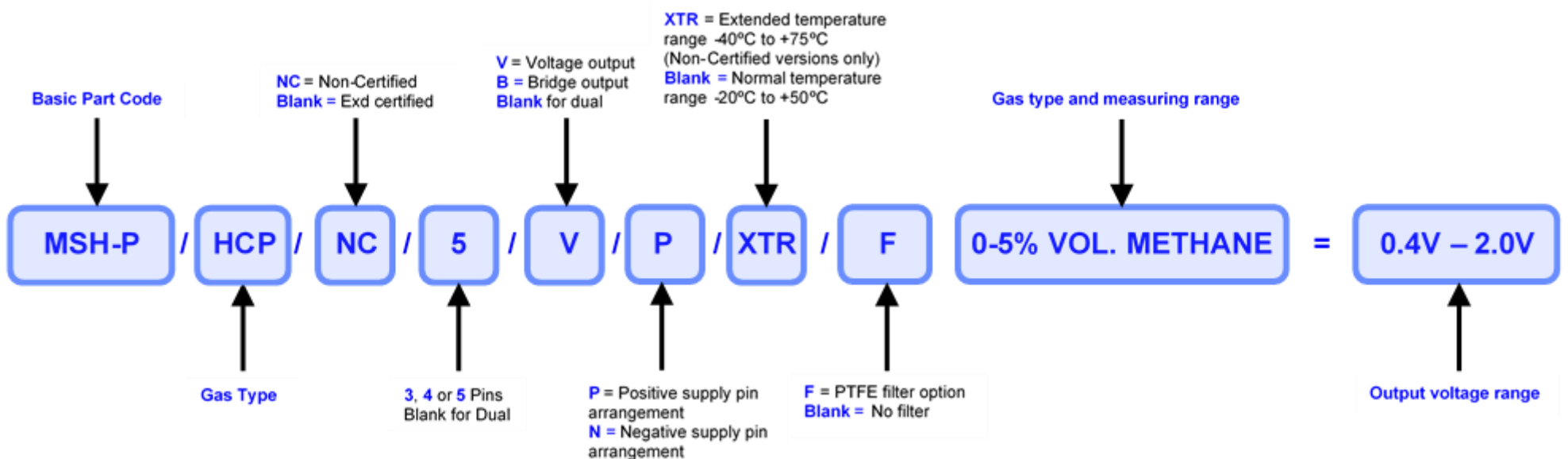


PLATINUM INFRARED SENSOR ORDERING CODES

The following selection must be made in order to correctly specify the build and configuration of the sensor

Basic part code	Gas Type	Ex'd' Certified or Non-Certified	3 or 4 or 5 Pins	Bridge or Voltage output	Positive or Negative Polarity	Temperature Options	Optional filter
Regular Power							
MSH-P/ Regular Power MSHia-P/ Regular Power, M1 Cert	HCP/ (0-5% Vol. CH ₄ / 0-100% Vol. CH ₄ / 0-2% vol. C ₃ H ₈) HHCP/ (0-100% Vol. C ₃ H ₈) CO2P/ (0-10,000ppm / 0-5% Vol. CO ₂) MCO2P/ (0-10% Vol. CO ₂) HCO2P/ (0-100% Vol. CO ₂) N2OP/ (0-1,000ppm / 0-1% Vol. N ₂ O)	Blank for Ex'd' or NC/	3/ or 4/ or 5/	B/ or V/	P/ or N/	XTR/ (-40°C...+75°C) *Non-cert only Blank (-20°C...+50°C)	Blank or F
MSH-PS/ Regular Power, SIL1 Cert MSHia-PS/ Regular Power, SIL1 Cert, M1 Cert MSH-HP/ High Power, Anti-Condensation MSHia-PS/ High Power, Anti-Condensation, M1 Cert	HC/ (0-5% Vol. CH ₄ / 0-100% Vol. CH ₄ / 0-2% vol. C ₃ H ₈) HHC/ (0-100% Vol. C ₃ H ₈) CO2/ (0-10,000ppm / 0-5% Vol. CO ₂) MCO2/ (0-10% Vol. CO ₂) HCO2/ (0-100% Vol. CO ₂)						
MSH-DP/ Regular Power Dual Gas MSHia-DP/ Regular Power, M1 Cert, Dual Gas MSH-DS/ Regular Power, SIL1 Cert, Dual Gas MSHia-DS/ Regular Power, SIL1 Cert, M1 Cert, Dual Gas	HC/CO2/ (0-5% Vol. CH ₄ / 0-100% Vol. CH ₄ / 0-2% vol. C ₃ H ₈ & 0-5% Vol. CO ₂) HC/HCO2/ (0-5% Vol. CH ₄ / 0-100% Vol. CH ₄ / 0-2% vol. C ₃ H ₈ & 0-100% Vol. CO ₂)						
Low Power							
MSH2-LP/ Low Power MSH2ia-LP/ Low Power, M1 Cert MSH2-LS/ Low Power, SIL1 Cert MSH2ia-LS/ Low Power, M1 Cert, SIL1 Cert	HC/ (0-5% Vol. CH ₄ / 0-100% Vol. CH ₄ / 0-2% vol. C ₃ H ₈) HHC/ (0-100% Vol. C ₃ H ₈) CO2/ (0-10,000ppm / 0-5% Vol. CO ₂) MCO2/ (0-10% Vol. CO ₂) HCO2/ (0-100% Vol. CO ₂)	Blank for Ex'd' or NC/	3/ or 4/ or 5/	B/** or V/ **Note: Because the sensor supply current varies during operation, it is possible that this version of the sensor may not be suitable for all pellistor based instruments, without some modifications.	P/ or N/	XTR/ (-40°C...+75°C) *Non-cert only Blank (-20°C...+50°C)	Blank or F
MSH2-LD/ Low Power, Dual Gas MSH2ia-LD/ Low Power, M1 Cert, Dual Gas MSH2-LS/ Low Power, SIL1 Cert MSH2ia-LS/ Low Power, M1 Cert, SIL1 Cert	HC/CO2/ (0-5% Vol. CH ₄ / 0-100% Vol. CH ₄ / 0-2% vol. C ₃ H ₈ & 0-5% Vol. CO ₂) HC/HCO2/ (0-5% Vol. CH ₄ / 0-100% Vol. CH ₄ / 0-2% vol. C ₃ H ₈ & 0-100% Vol. CO ₂)						
Low Power 2							
MSH2-LP2/ Low Power MSH2ia-LP2/ Low Power, M1 Cert	HC/ (0-5% Vol. CH ₄ / 0-100% Vol. CH ₄ / 0-2% vol. C ₃ H ₈) CO2/ (0-10,000ppm / 0-5% Vol. CO ₂)	Blank for Ex'd' or NC/	3/ or 4/ or 5/	V/	P/	XTR/ (-40°C...+75°C) *Non-cert only Blank (-20°C...+50°C)	Blank or F



Dynamment Limited

Hermitage Lane Industrial Estate · Kings Mill Way · Mansfield · Nottinghamshire · NG18 5ER · UK.

Tel: 44 (0)1623 663636

email: sales@dynamment.com · www.dynamment.com

Determining the correct ordering information can be broken down into 3 stages:

- a) Stage 1: Specify the part code
- b) Stage 2: Specify the target gas and the output specification
- c) Stage 3: Specify the output voltage

Stage 1: Specify the ordering code.

STEP 1

Choose the basic part number from the table on page 1.					
MSH-P/					

STEP 2

Choose your required gas type (HC, HHC, CO2, MCO2, HCO2, N2O or HC/CO2 for dual gas sensors).					
MSH-P/	CO2P /				

Note: Regular power Platinum sensors require a "P" designation after the gas type. Omission of the "P" will result in the sensor being configured with legacy support for the Gold series Premier sensors. The "P" is omitted on all other build types as these sensors are only available in the Platinum sensor series.

Refer to the table on page 3 for further information on sensor type selection.

STEP 3

Choose either certified or non-certified: Blank or NC Certified sensors must be chosen for use in potentially flammable atmospheres. Non-certified sensors require additional protection when used in potentially flammable atmospheres.					
MSH-P/	CO2P /	NC /			

STEP 4

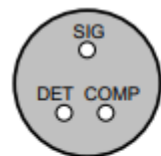
Choose either 3,4 or 5 pins: 3, 4 or 5 Select 3 pins sensors when replacing pellistors in an existing design, or when the data communications facility will not be used. Use 4 or 5 pins sensors for new designs and when using the data communications facility.					
MSH-P/	CO2P /	NC /	5 /		

STEP 5

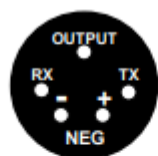
Choose either Bridge or Voltage output: B or V Select Bridge output sensors when replacing pellistors in an existing design. Use Voltage output sensors for new designs.					
MSH-P/	CO2 /	NC /	5 /	V /	

STEP 6

Choose either Positive or Negative version: P or N Select the version that is compatible with existing designs, or the most convenient for new designs. Refer to the diagram below for more information. The ONLY difference between Positive and Negative sensors is the location of the power supply pins. The direction of the output voltage with gas is determined in Stage 3.					
MSH-P/	CO2 /	NC /	5 /	B /	P

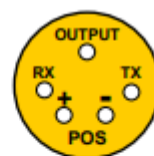


Typical Pellistor Pinout



Premier Negative Polarity Option

Use where the DET pin of the existing pellistor is connected to the Negative of the pellistor bridge supply.



Premier Positive Polarity Option

Use where DET pin of the existing pellistor is connected to the Positive of the pellistor bridge supply.

Note – On the 3 pin version of the sensor, the RX and TX connections are pads, not pins.

Stage 2: Specify the target gas and range.

For Hydrocarbon sensors and Dual Gas, choose from the following list:

PLATINUM HYDROCARBON SENSORS			
GAS TYPE	SENSOR RANGE	SENSOR TYPE	COMMENTS
METHANE	0 – 5% volume	HC	Fully characterised for methane.
METHANE	0 – 100% volume	HC	Fully characterised for methane
METHANE	0-5-100% volume	HC	High resolution measurement of methane from 0 to 5% volume with resolution of 0.01 % and 0.1% for 5-100% volume.
PROPANE	0 – 2% volume	HC	Fully characterised for propane. Cross-reference factors available many hydrocarbon gasses. Please refer to TDS0050 for more information.
PROPANE	0 – 100% volume	HHC	Fully characterised for propane
METHANE & PROPANE	0-5-100% vol. CH ₄ 0-2% Vol. C ₃ H ₈	HC	Fully characterised for methane and propane
METHANE / PROPANE / CARBON DIOXIDE	0-5-100% vol. CH ₄ 0-2% Vol. C ₃ H ₈ 0-5% Vol. CO ₂	HC/CO ₂	Fully characterised for methane, propane and carbon dioxide
METHANE / PROPANE / CARBON DIOXIDE	0-5-100% vol. CH ₄ 0-2% Vol. C ₃ H ₈ 0-100% Vol. CO ₂	HC/HCO ₂	Fully characterised for methane, propane and carbon dioxide

Note: Please do not hesitate to contact us if you require a non-standard gas range.

For Carbon Dioxide sensors, choose from the following list:

PLATINUM CARBON DIOXIDE SENSORS			
GAS TYPE	SENSOR RANGE	SENSOR TYPE	COMMENTS
CARBON DIOXIDE	0 – 500 ppm	CO ₂	10 ppm resolution
CARBON DIOXIDE	0 – 1000 ppm	CO ₂	10 ppm resolution
CARBON DIOXIDE	0 – 5000 ppm	CO ₂	10 ppm resolution
CARBON DIOXIDE	0 – 10,000 ppm	CO ₂	10 ppm resolution
CARBON DIOXIDE	0 – 2% volume	CO ₂	0.01% volume resolution
CARBON DIOXIDE	0 – 5% volume	CO ₂	0.01% volume resolution
CARBON DIOXIDE	0 – 10% volume	MCO ₂	0.01% volume resolution
CARBON DIOXIDE	0 – 20% volume	HCO ₂	0.1% volume resolution
CARBON DIOXIDE	0 – 50% volume	HCO ₂	0.1% volume resolution
CARBON DIOXIDE	0 – 100% volume	HCO ₂	0.1% volume resolution

Note: Please do not hesitate to contact us if you require a non-standard gas range.

For Nitrous Oxide sensors, choose from the following list:

PLATINUM NITROUS OXIDE SENSORS			
GAS TYPE	SENSOR RANGE	SENSOR TYPE	COMMENTS
NITROUS OXIDE	0 – 1000 ppm	N ₂ OP	20 ppm resolution (±100ppm zero suppression)
NITROUS OXIDE	0 – 1% volume	N ₂ OP	0.01% volume resolution

Note: Please do not hesitate to contact us if you require a non-standard gas range.

For Refrigerant gas sensors, choose from the following list:

PLATINUM REFRIGERANT SENSORS			
GAS TYPE	SENSOR RANGE	SENSOR TYPE	COMMENTS
R32	0 – 15% volume	R32P	0.05% volume resolution

Note: Please do not hesitate to contact us if you require a non-standard gas range.

Stage 3: Specify the output voltage:

a) Bridge output sensors

The output voltage for a "Bridge" type sensor has a default setting of half the supply voltage for "zero gas". The output is designed to act in the same way as pellistors, for this reason the output of a POSITIVE sensor will fall when gas is detected. The output of a NEGATIVE sensor will rise when gas is detected. These are the default settings, if required; the user can specify the opposite direction. Similarly, if an output voltage for "zero gas", other than half the supply voltage, is required this can be specified when ordering.

Pellistor outputs usually vary from 100-200mV for 5% volume methane. An example of a typical pellistor-replacement sensor would therefore be specified as follows:

MSH-P/HCP/3/B/N 0-5% volume methane = 0-100mV rising

The output voltage is dependent upon the sensor supply voltage. The factory default supply voltage used is 3.1V. If a different supply voltage is to be used, this should be specified when ordering so that the output voltage can be set accordingly. For example:

MSH-P/HCP/3/B/P 0-5% volume methane = 0-100mV falling, power supply = 3.3V

a) Voltage output sensors

The output voltage for a "Voltage" type sensor can be specified when ordering with limits of 0.01V to 2.7V. A typical setting would be:

MSH-P/HCP/3/V/N 0-5% volume methane = 0.4V – 2.4V

We recommend avoiding choosing 0V for "Zero" gas because the fault output condition of -250% FSD cannot be detected if the output is already at zero.