

**HYDROCARBON INFRARED SENSOR
TEMPERATURE COMPENSATED
NON-CERTIFIED VERSION
TYPE MSH-HC/NC****PATENT NUMBER: GB 2372099B; US 6,753,967 B2****FEATURES**

- %l_l CH₄ , %l_l hydrocarbon & %vol CH₄
- Standard sensor size
- Fast Response
- Internal temperature signal
- Gas diffusion sampling
- Temperature compensated detector elements
- Wide operating temperature range
- Low power

DESCRIPTION

Dynamant infrared sensors operate by using the NDIR principle to monitor the presence of target gas. The sensor contains a long life tungsten filament infrared light source, an optical cavity into which gas diffuses, a dual temperature compensated pyroelectric infrared detector and an integral thermistor to monitor the internal temperature. The infrared source should be driven externally with a constant voltage supply switched at a fixed frequency with a 50% duty cycle. The dual pyroelectric detector produces two output signals in response to pulsed incident radiation from the source:

- An active signal which decreases in the presence of target gas
- A reference signal which is used to monitor the intensity of the source

Both signals are composed of a DC offset voltage (typically 0.7V – 1.0V) with a small superimposed response signal alternating in sympathy with the source drive voltage. The alternating signal must be extracted and amplified in order to obtain a measure of the peak to peak value for both the active and reference. The ratio of active to reference peak to peak signals is essentially independent of variations in source intensity over time and this ratio reduces in the presence of target gas. It is the reduction in this ratio that is used to determine the target gas concentration. The reduction in ratio is non-linear and the gas concentration can be extracted using the expression:

$$[\text{concentration}] = (-\ln(1 - (1 - \text{Ratio}/\text{zero})/\text{span})) / a^{(1/b)}$$

Where **zero** is the ratio in the absence of target gas, **span** is determined during calibration & the constants **a** and **b** are:

a = 0.022989, **b** = 0.78836 and typical **span** = 0.2 for a range of 0-100%l_l methane.

a = 0.020748, **b** = 0.500 and typical **span** = 2.5 for a range of 0-100% volume methane.

a = 0.0118, **b** = 0.911 and typical **span** = 0.7 for a range of 0-100%l_l non-methane aliphatic hydrocarbons (eg propane)

The internal temperature signal is used to measure the temperature inside the sensor. This temperature measurement is used to correct for the ideal gas law and also to correct for any optical filter effects on zero and span as a function of temperature. The internal temperature is typically 10°C higher than ambient at 20°C due to the heat generated from the infrared source. This internal heating beneficially reduces the probability of water condensing within the optical cavity.

Further details on the sensor, interfacing circuitry, signal extraction and relative responses to other hydrocarbons can be found in the Dynamant application notes on the Dynamant web site or by contacting Dynamant directly.

Dynamant Limited

Hermitage Lane Industrial Estate · Kings Mill Way · Mansfield · Nottinghamshire · NG18 5ER · UK.

Tel: 44 (0)1623 663636 · Fax: 44 (0)1623 421063

email: sales@dynamant.com · www.dynamant.com

SPECIFICATION

Maximum lamp Power Requirements:	5V d.c. 60mA max. (50% duty cycle source drive)
Minimum operating voltage:	3.0V d.c. (50% duty cycle source drive)
Source drive frequency :	2.0Hz minimum, 3.0 Hz typical, 4.0 Hz maximum
Active mV pk-pk output in N₂:	12.0mV typical @ 3Hz, 50% duty cycle
Reference mV pk-pk output in N₂:	4.0mV typical @ 3Hz, 50% duty cycle
Sensitivity (reduction in active signal) at 20°C, 3Hz, 50% duty cycle:	11% typical @ 100%lel CH ₄ 36% typical at 100% volume CH ₄ 18% typical @ 100%lel propane
Methane measuring range:	0 – 5% volume up to 0 – 100% volume
Hydrocarbon measuring range	0 – 100%lel
Resolution:	1% of measuring range
Warm up time:	To final zero ± 2%lel : <20s @20°C (68°F) ambient To specification: < 30 minutes @20°C (68°F) ambient
Response Time T₉₀:	<30s @20°C (68°F) ambient
Zero Repeatability:	± 1%lel @20°C (68°F) ambient
Span Repeatability:	± 2%lel @20°C (68°F) ambient
Long term zero drift:	± 1%lel per month @20°C (68°F) ambient
Operating temperature range:	-20°C to +50°C (-4°F to 122°F)
Storage temperature range	-20°C to +50°C (-4°F to 122°F)
Humidity range:	0 to 95% RH non-condensing.
MTBF	> 5 years
Temperature signal	Integral thermistor for temperature monitoring
Weight :	17 grams

MECHANICAL DETAIL

NOTES

- DIMENSIONS WITHOUT TOLERANCES ARE NOMINAL
- RECOMMENDED PCB SOCKET: WEARNES CAMBION LTD CODE: 450-3326-01-06-00
- WEIGHT: 15g
- USE ANTI-STATIC PRECAUTIONS WHEN HANDLING
- DO NOT CUT PINS
- DO NOT SOLDER DIRECTLY TO PINS

PIN OUT

- LAMP RETURN
- LAMP +5V
- +5V PYRO SUPPLY
- DETECTOR OUTPUT
- REFERENCE OUTPUT
- THERMISTOR OUTPUT
- 0V PYRO SUPPLY AND CASE CONNECTION

Available sensor options:

P = Removable 45 micron plastic insert dust filter

F = Replaceable, self adhesive, microporous PTFE filter

I = Case isolated from 0V pin

EXAMPLE OF ORDER CODES

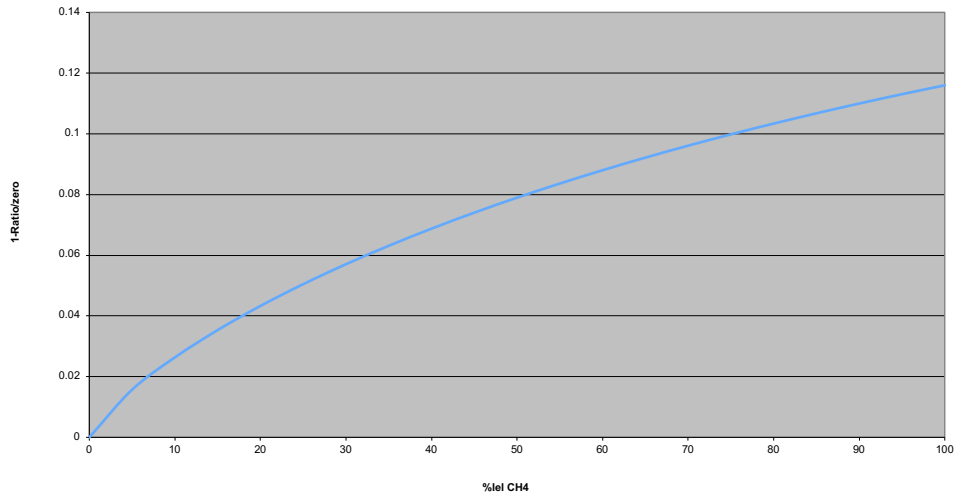
MSH – HC / NC / P / F / I

OPTIONS:

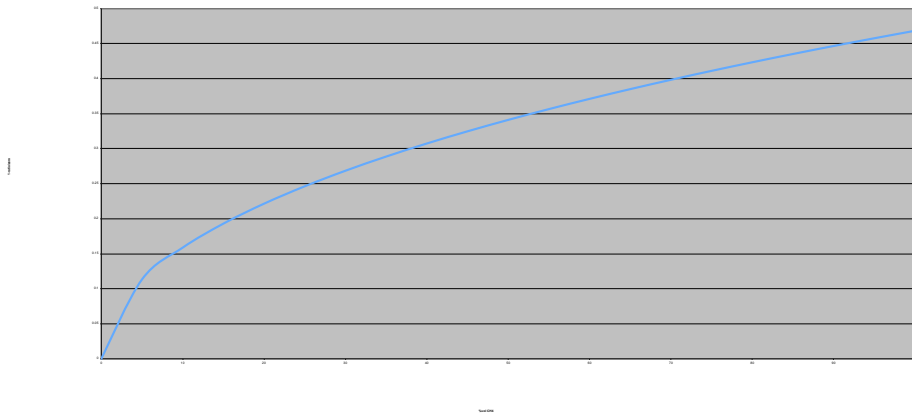
ISOLATION:	BLANK = STANDARD I = ISOLATED CASE
FILTER:	BLANK = OMITTED F = FITTED
PLASTIC INSERT:	BLANK = OMITTED P = FITTED

NC = NON-CERTIFIED
GAS TYPE : HC = Hydrocarbon

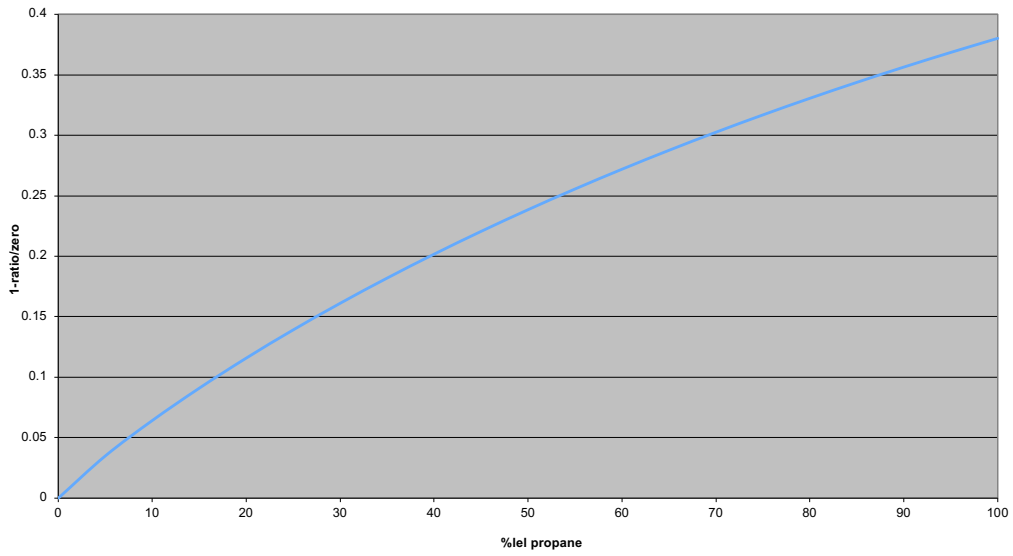
Typical response to 0-100%lel CH4



Typical response to 0-100%lel CH4



Typical response to 0-100%lel propane



Warranty information

All Dynament Standard sensors carry a two year warranty against defects in materials and workmanship. The warranty is invalidated if the sensors are used under conditions other than those specified in this data sheet.

Particular attention should be paid to the following criteria:

- **Observe the correct supply polarity**
- **Do not exceed the maximum rated lamp supply voltage of 5V**
- **Do not solder directly to the sensor pins**
- **Do not expose the sensor to corrosive gases**
- **Do not allow liquids to enter the sensor**